



**ESSENTIAL
HOSPITALS
INSTITUTE**

Hand Hygiene Learning Network

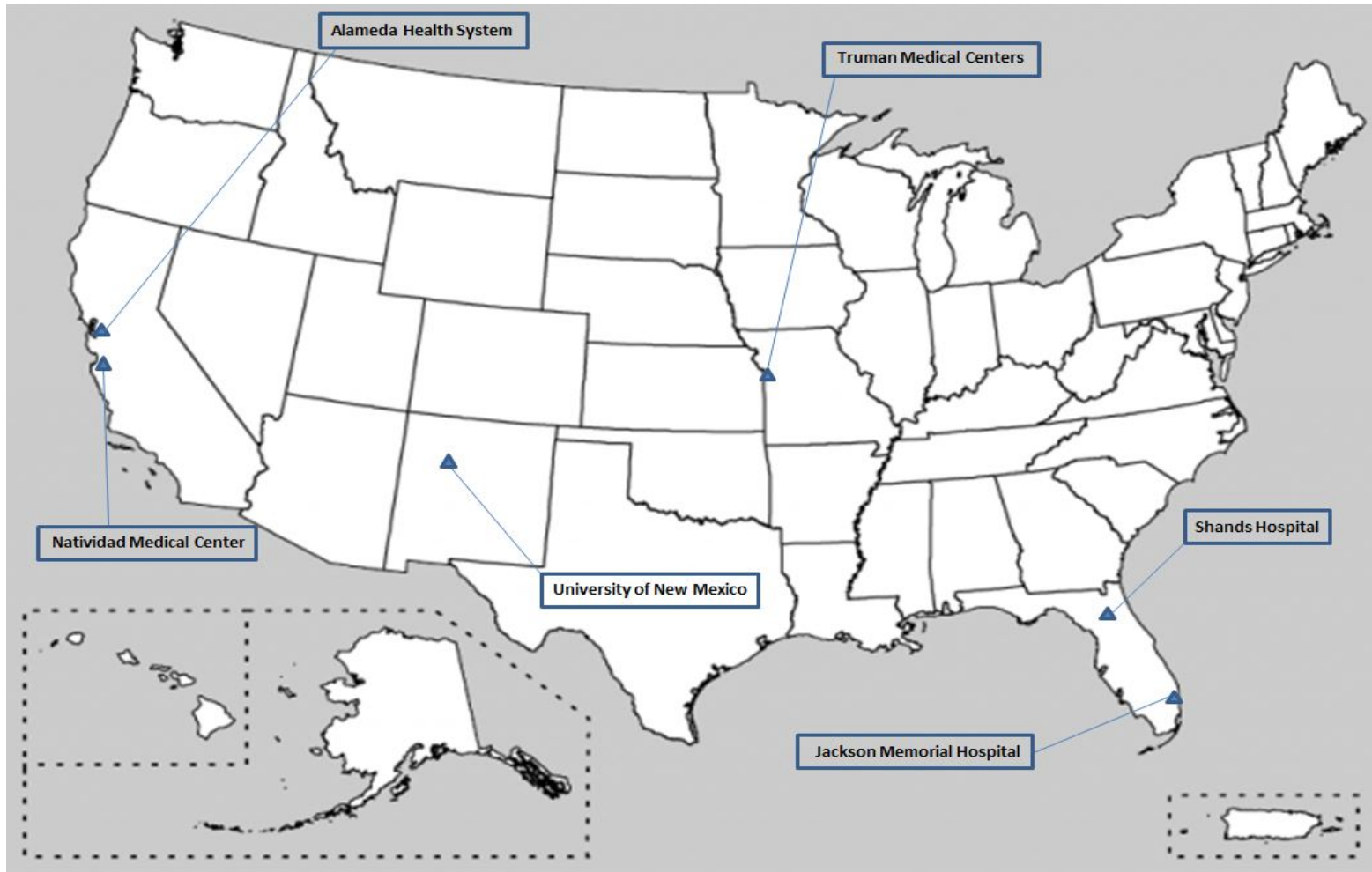
Partnership with America's Essential Hospitals and
the Joint Commission Center for Transforming Healthcare

Webinar Installment #3 of 6

September 4, 2013 | 2:00 – 3:00 pm ET

Note – The information transmitted is intended only for the person or entity to which it is addressed and may contain confidential and/or privileged material. Any review, retransmission, dissemination or other use of this information by persons or entities other than the intended recipient is prohibited. If you received this in error, please immediately contact the sender and delete the material from any computer

TST HAND HYGIENE PROGRAM PARTICIPANTS



Note – The information transmitted is intended only for the person or entity to which it is addressed and may contain confidential and/or privileged material. Any review, retransmission, dissemination or other use of this information by persons or entities other than the intended recipient is prohibited. If you received this in error, please immediately contact the sender and delete the material from any computer

TST HAND HYGIENE PROGRAM TEAM



NOTE: The information transmitted is intended only for the person or entity to which it is addressed and may contain confidential and/or privileged material. Any review, retransmission, dissemination or other use of this information by persons or entities other than the intended recipient is prohibited. If you received this in error, please immediately contact the sender and delete the material from any computer.



Hand Hygiene Guided Cohort Targeted Solutions Tool™ (TST) Step 3 - Data Collection

Date: September 4, 2013

Note – The information transmitted is intended only for the person or entity to which it is addressed and may contain confidential and/or privileged material. Any review, retransmission, dissemination or other use of this information by persons or entities other than the intended recipient is prohibited. If you received this in error, please immediately contact the sender and delete the material from any computer

Review of Ground Rules

1. Full participation by project team.
2. Start on time. End on time.
3. All ideas welcome.
4. One conversation at a time. Please announce your name before speaking.
5. Don't leave the call with unanswered question(s).

Note – The information transmitted is intended only for the person or entity to which it is addressed and may contain confidential and/or privileged material. Any review, retransmission, dissemination or other use of this information by persons or entities other than the intended recipient is prohibited. If you received this in error, please immediately contact the sender and delete the material from any computer

Objectives

- ▶ Primary: To establish clear understanding of the project milestone's expectations and deliverables for Step 3.
- ▶ Secondary: To provide individual's project progress, updates and learning, specifically from STEP 2.
- ▶ Others: To collaborate with other participating organizations in learning and achieving the same goal of improving Hand Hygiene compliance and reducing healthcare associated infections.
- ▶ Others: Compare and contrast TST new Hand Hygiene GUI with the current version.

Note – The information transmitted is intended only for the person or entity to which it is addressed and may contain confidential and/or privileged material. Any review, retransmission, dissemination or other use of this information by persons or entities other than the intended recipient is prohibited. If you received this in error, please immediately contact the sender and delete the material from any computer

<u>Time Frame</u>	<u>Agenda</u>	<u>Presenters /Facilitators</u>
2 mins	Check in: <ul style="list-style-type: none"> • Introduction (Name/Title & Role for this Project/ Organization) • Review of the Ground Rules 	Jane Teena/Ziad
15 mins	Previous Assignment Follow-up or Patient Threshold Definition Discussion <ol style="list-style-type: none"> 1. Selecting your hand hygiene data collectors and just-in-time coaches 2. Viewing scenario videos and practice with the data collection form 3. Conducting written scenario-based testing and make sure your data collectors and JIT coaches pass with a score of 90 percent or higher 4. Providing data collectors and JIT coaches with the tools they will need 	All Sylvia Munoz-Price
10 mins	Overview of Step 3 Data Collection <ol style="list-style-type: none"> 1. Collecting a representative sample 2. Setting up your hand hygiene database 3. Entering data 	Ziad
10 mins	Discuss Next Work Assignment <ol style="list-style-type: none"> 1. Are there any barriers to getting started with Step 3 –data collection at your organization? 2. Are there any barriers to meeting the anticipated timeline for your organization to complete 3 3. Other questions or concerns? 	All
10 mins	TST New Graphical User Interface Updates <ul style="list-style-type: none"> • TST New security model and access • Compare and Contrast – What’s Different 	Teena/Ziad
2 mins	Closing Remarks <ol style="list-style-type: none"> 1. Next deliverables 2. Action steps: WWW 3. Plus & Delta 	Teena/Ziad
	Optional: Individual questions & comments	

Note – The information transmitted is intended only for the person or entity to which it is addressed and may contain confidential and/or privileged material. Any review, retransmission, dissemination or other use of this information by persons or entities other than the intended recipient is prohibited. If you received this in error, please immediately contact the sender and delete the material from any computer

Previous Assignment Follow-up

1. Selecting your hand hygiene data collectors and just-in-time coaches
2. Viewing scenario videos and practice with the data collection form
3. Conducting written scenario-based testing and make sure your data collectors and JIT coaches pass with a score of 90 percent or higher
4. Providing data collectors and JIT coaches with the tools they will need



Note – The information transmitted is intended only for the person or entity to which it is addressed and may contain confidential and/or privileged material. Any review, retransmission, dissemination or other use of this information by persons or entities other than the intended recipient is prohibited. If you received this in error, please immediately contact the sender and delete the material from any computer



Overview of Step 3: Data Collection

Note – The information transmitted is intended only for the person or entity to which it is addressed and may contain confidential and/or privileged material. Any review, retransmission, dissemination or other use of this information by persons or entities other than the intended recipient is prohibited. If you received this in error, please immediately contact the sender and delete the material from any computer

Step 3 – Data Collection Overview




Mock Test-General Hospital
123 Test
Villa Park, IL 60181
HCO ID: 337843

[Projects](#) [Observations](#) [Charts](#) [Export](#) [Exit](#)

1. Getting Started 2. Training Observers 3. Measuring Compliance 4. Determining Factors 5. Implementing Solutions 6. Sustaining the Gains

Targeted Solutions Tool™ - Hand Hygiene for 3 North

 Print this Page


3. Measuring hand hygiene compliance

Now that you have trained your hand hygiene observers and JIT coaches, you are ready to begin collecting baseline data. This should be done discretely, without the knowledge of staff, in order to get an accurate representation of your current hand hygiene compliance rate. This baseline compliance data will be used to compare future performance – and improvements!

This section of the Targeted Solutions Tool provides information about

- [Collecting a representative sample](#)
- [Entering observers and JIT coaches](#)
- [Entering data](#)
- [Section 3 action items](#)

Jennifer Blaha,
Measuring compliance



Jennifer Blaha
Cedars-Sinai Health System

< Prev Next >

©2013 Joint Commission Center for Transforming Healthcare

Security Notice: *This is a secure Web site. Only you and Center for Transforming Healthcare staff have access to the information here. No individual organization or unit information will be shared with The Joint Commission. Information is de-identified and aggregated for data sharing and improvement purposes.*

Discussion – Step 3

1. Are there any barriers to getting started with Step 3 –data collection at your organization?
2. Are there any barriers to meeting the anticipated timeline for your organization to complete 3?
3. Other questions or concerns?

Note – The information transmitted is intended only for the person or entity to which it is addressed and may contain confidential and/or privileged material. Any review, retransmission, dissemination or other use of this information by persons or entities other than the intended recipient is prohibited. If you received this in error, please immediately contact the sender and delete the material from any computer

TST New Graphical User Interface Updates

Great News!



TARGETED SOLUTIONS TOOL™

The Improved TST Hand Hygiene
Targeted Solutions Tool

Note – The information transmitted is intended only for the person or entity to which it is addressed and may contain confidential and/or privileged material. Any review, retransmission, dissemination or other use of this information by persons or entities other than the intended recipient is prohibited. If you received this in error, please immediately contact the sender and delete the material from any computer



Next Call & Project Schedule

October 9, 2013

Note – The information transmitted is intended only for the person or entity to which it is addressed and may contain confidential and/or privileged material. Any review, retransmission, dissemination or other use of this information by persons or entities other than the intended recipient is prohibited. If you received this in error, please immediately contact the sender and delete the material from any computer

Next steps

What	Who	When	Status
Complete Step 2 – Training Observers	Project Leads/Teams	September 4	Completed
Complete Step 3 – 4 Data Collection	Project leader(s)	October 9	
Start Step 4 – Analyzing	Project leader(s)	November	

Note – The information transmitted is intended only for the person or entity to which it is addressed and may contain confidential and/or privileged material. Any review, retransmission, dissemination or other use of this information by persons or entities other than the intended recipient is prohibited. If you received this in error, please immediately contact the sender and delete the material from any computer

Feedbacks



PLUS	DELTA

Note – The information transmitted is intended only for the person or entity to which it is addressed and may contain confidential and/or privileged material. Any review, retransmission, dissemination or other use of this information by persons or entities other than the intended recipient is prohibited. If you received this in error, please immediately contact the sender and delete the material from any computer